

Model configurations for ZD4

	Standard	Option
Engine		
All engines comply with EC Stage II and EPA Tier 2	⊙	
Modern 4-cylinder water-cooled and turbo-charged Deutz diesel engine BF4M2012		⊙
Modern 4-cylinder air-cooled and turbo-charged Deutz diesel engine BF4L2011 mit Turbolader	⊙	
4- or 6-cylinder Ford LPG or natural gas engine		⊙
Power transmission		
Power shift transmission	⊙	
Continuous hydrostatic Bosch-Rexroth transmission		⊙
Allison automatic transmission		⊙
Kessler rear axle with drum brakes	⊙	
Driver's cab		
Extremely solid, completely insulated steel profile construction.	⊙	
Noise- and vibration-reduced, fixed on four rubber elements with big front and rear screen		
Two lockable doors with sliding windows	⊙	
Heating and ventilation system	⊙	
Comfortable driver's seat with hydraulic suspension with two-point safety belt	⊙	
Air-suspended driver's seat with two-point safety belt		⊙
Passenger seat with two-point safety belt	⊙	
Passenger seat with suspension and two-point safety belt		⊙
Document console instead of passenger seat		⊙
Adjustable steering column	⊙	
Parking heater		⊙
Rotating amber beacon		⊙
Windscreen wiper with interval switch		⊙
Screen wiper for rear screen		⊙
Air flap or air ventilator		⊙
Heated front screen and / or rear screen		⊙
Comfort package (sun blend, footrest, coat hook)		⊙
Interior mirror, interior light		⊙
Two external mirrors	⊙	
Hour meter	⊙	
Warning lamps for engine cooling temperature, hydraulic oil temperature and fuel level	⊙	
Gauges for engine cooling temperature, hydraulic oil temperature and fuel level		⊙
Complete lighting system (without long-distance light)	⊙	
Working light front and / or rear		⊙
Inching control (automatic reversing system) with buzzer		⊙
Radio		⊙
Air conditioning system		⊙
Preparation for customer radio system		⊙
Chassis frame		
Tires, pneumatic type	⊙	
Super elastic solid tires		⊙
Automatic coupler Rockinger 244 D rear	⊙	
Multi-position coupler in front or rear		⊙
Shunting coupler front		⊙
Remote control for automatic coupler		⊙
Auxiliary load platform		⊙
Protection grids for front and rear lights		⊙
Polyurethane bumpers front and rear or heavy-duty rubber bumpers		⊙
3-coat painting white RAL9010	⊙	
3-coat painting on customer's demand		⊙
Safety labels		⊙
Centralized chassis lubrication system		⊙
Diesel exhaust particulate filter		⊙
Other technical equipment on request		

Subject to change without notice. September 2005

Rofan

Rofan GmbH
 Ringstraße 140
 D - 70839 Gerlingen
 Telefon + 49 (0) 71 56. 43 16 0
 Fax + 49 (0) 71 56. 43 16 40
 info@rofan.de
 www.rofan.de



Rofan

The all-rounder



ZD 4

The diesel tow tractor

Rofan ZD4 – the all-rounder

The powerful diesel tow tractor for flexible outdoor use



The ZD4 is the ideal way to ensure safe transport of loads outdoors. Thanks to the first-class manufacturing quality and robust construction, it is also exceptionally reliable and has a long service life even under extreme work conditions – just like all Rofan tow tractors. High-quality preconfigured drive units consisting of standard components from German producers guarantee the superb economic efficiency of all Rofan products. Our wide variety of special airport and industry options enables us to provide you with vehicles designed to meet your specific requirements.

Individually adjustable driver's seats with air suspension in sound- and vibration-proof cabins provide a high level of comfort and the greatest possible safety. The construction design of our tow tractors is based on the wishes of our customers and the experience of more than 3.000 vehicles already produced.

safe

Every damage generates costs and down times. To prevent this from happening in the first place, we have made sure everything is optimally protected. Safety that pays off buck for buck.

comfortable

We give you an easy ride. The ergonomically designed driver's cabin featuring a comfortable driver's seat with air suspension allows plenty of freedom of movement and is kind to the driver's health.

efficient

Rofan stands for an excellent cost-performance ratio. Thanks to the robust construction and high manufacturing quality, maintenance and repair costs are kept low even in continuous use.

professional

Our service is spot-on! This is assured by our highly qualified employees who carry out maintenance and repair work quickly and reliably. By offering a full service and extensive training programs we do everything to ensure down times are kept to a minimum.

long service life

Our products are built to last. They are robust, heavy-duty and functional, and fit for service even in multiple-shift operation, seven days a week – year in, year out.

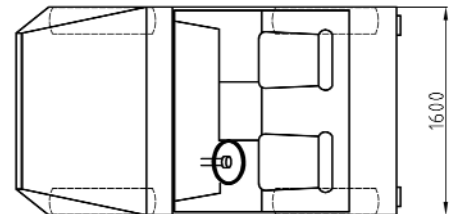
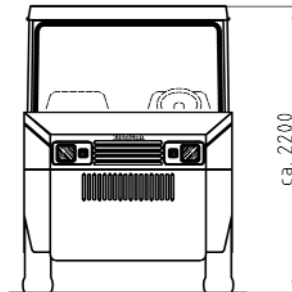
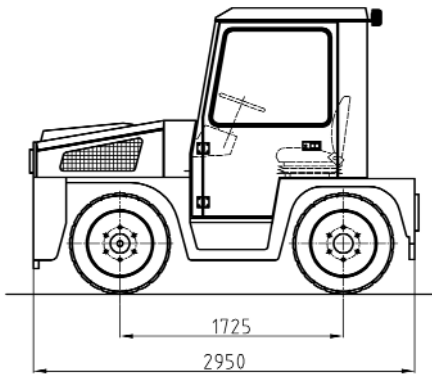
compatible

We set great store by good connections. They make our work easier and more efficient – and that in turn saves time. That's why we look for precision right from the word go.



Technical Data

Model	ZD4	Dimensions	mm
Weight	4.000 to 5.000 kg	Length	2.950 to 3.250 (with loading platform)
Engine	Deutz BF4L2011	Width	1.600
Engine rating	58 kW / 78 hp at 2800 rpm	Height	approx. 2.200 to 2.260
Transmission	Power shift transmission	Wheelbase	1.725 to 2.085
Electrical system	12 Volt	Ground clearance	approx. 150
Drawbar pull	20.000 to 30.000 N	Turning radius, between walls	approx. 3.900 to 4.520
Maximum towing capacity	50 tons	Loading platform	approx. 650 × 1.550
Maximum speed	30 km / h	Loading capacity	approx. 400 kg
Front axle	Heavy-duty spring-mounted with disc brakes	Fuel tank capacity	approx. 80 liter
Rear axle	Heavy-duty spring-mounted with drum brakes		
Steering	Hydrostatic power steering		



Rofan

DIESEL

