

17" SXGA Touch Panel PC



AFL-17A-915

Intel® Celeron® M 1.0GHz with 512KB L2 cache Processor

AFL-17B-915

Intel® Pentium® M 2GHz (Max.)

AFL-17B-AM2

AMD Athlon™ 64 x 2 Dual Core processor 5200+ (Max.)

AFL-17C-9652

Intel® Core 2 Duo T7500 2.2GHz processor (Max.)



► Features

- 17" TFT LCD with resistive touch screen
- System memory up to 2 GB SDRAM
- Built-in CMOS camera with digital microphone for multimedia application
- Built-in 802.11b/g (802.11 b/g/n) Wireless LAN
- Built-in Bluetooth module
- Built-in two 1.5 W / 3W speakers
- Built-in HSDPA module for mobile connection
- One compact flash slot
- IP 64 compliant front panel

► Specifications

Model	AFL-17A-915-R11	AFL-17B-915-R11	AFL-17B-AM2	AFL-17C-9652
LCD Size	17"			
Max Resolution	1280 x 1024			
Brightness (cd/m2)	300			
Contrast Ratio	800 : 1			
LCD Color	16.7M			
Pixel Pitch (mm)	0.264(H) x 0.264(V)			
Viewing Angle (H-V)	160/160			
Backlight MTBF	50000 hrs			
SBC Model	AFLMB-9152-R11		AFLMB-690EAM2	AFLMB-9652-R10
CPU	Intel® Celeron M process 1Gz with 512KB L2Cache processor CPU	Intel® Pentium M process (up to 2.0GHz) processor CPU Intel® Celeron M process CPU	AMD Athlon 64 X2 Dual-Core Processor CPU	Intel® Celeron M550 2.0GHz CPU Intel® Core 2 Duo T7500 2.2GHz CPU
Chipset	Intel 915 GME		AMD 690E	Intel GME965 Chipset
RAM	Supports two 400MHz or 533MHz DDRII SO-DIMM (4GB Max.)		Supports one 400MHz or 533MHz or 667MHz or 800MHz DDRII SO-DIMM (2GB Max.)	Supports two 400MHz DDRII SO-DIMM (4GB Max.)
I/O Ports	1 x RS232 COM Port 1 x RS-232/422/485 COM port 2 x RJ-45 for Giga LAN 4 x USB 2.0 1 x Power Switch 1 x Reset Button 1 x External SATA 1 x Audio Port 1 x VGA Port 1 x Power Jack CF Typell			
SSD	CF Typell			
Watchdog Timer	Software programmable supports 1~255 sec. System reset			
Audio	AMP 1.5W + 1.5W(internal speaker)	AMP 3W + 3W(internal speaker)	AMP 3W + 3W(internal speaker)	AMP 3W + 3W(internal speaker)
Camera Module	N/A			
Expansion	1 x Wireless Lan 802.11 b/g Module (internal PCIe mini card interface) 1 x Bluetooth Function (internal USB interface, Bluetooth V2.0)		1 x Wireless Lan 802.11 b/g/n Module (internal PCIe mini card interface) 1 x Bluetooth Function (internal USB interface, Bluetooth V2.0)	
Drive Bay	1 x 2.5" SATA HDD bay			
Optional HSDPA Module (support GSM 850, EGSM 900, DCS 1800 & 1900)	N/A	1 x HSDPA Mobile Module (USB Interface)	1 x HSDPA Mobile Module (USB Interface)	1 x HSDPA Mobile Module (USB Interface)
Construction Front Panel	ABS + PC Plastic front frame			
Membrane Keypad	N/A			LCD On/Off, Brightness Up/Down, Volume Up/Down
LED Function	1 x Power ON/OFF LED on Front Panel			
Mounting	Panel, Wall, Rack, Stand and Arm VESA 100mm x 100mm			
Front Panel Color	Sliver			
Dimension (WxHxD) (mm)	428 x 350 x 65	428 x 350 x 76	428 x 350 x 76	428 x 350 x 76
Operation Temperature (°C)	0°C ~40°C with HDD 0°C ~45°C with CF Card or SATA interface 2.5" SSD HDD			
Storage Temperature (°C)	-20°C ~60°C			
N/G Weight	5 Kg	5.8 Kg	5.8 Kg	5.8 Kg
IP Level	Front Frame IP64			
Safety & EMC	CE / FCC / CB / CCC			
Touch Screen	Resistive Type 5-Wire (Touch controller IC is on board)			
Power Adapter	P/N: 63000-FSP0841ADC11118-RS 84W Power Adapter Input: 90VAC~264VAC, 50/60Hz Output: 12VDC	P/N: 63000-FSP0841ADC11118-RS 84W Power Adapter Input: 90VAC~264VAC, 50/60Hz Output: 12VDC	P/N: 63000-FSP150AHA312-RS 150W Power Adapter Input: 90VAC~264VAC, 50/60Hz Output: 12VDC	P/N: 63000-FSP096AHB-RS 96W Power Adapter Input: 90VAC~264VAC, 50/60Hz Output: 12VDC
Power Requirement	12VDC			
Power Consumption	61W	80W	117W	86W (Intel T7500, 2GB memory, 80G HDD)

AFL-17D-GM45

Intel® Core 2 Duo T7500 2.2GHz Processor

AFL-17D-ATOM

Intel® Atom™ N270 1.6GHz Processor

Digital Camera: 300K Camera with Low Light Functions



Deep Glossy
Black Surface

AFL-17D

5 key keypad



(For GM45 Systems)



HDMI
HDMI High-Definition
Multimedia Interface

Accessible CF Card



Convenient USBs in the side



Built-in ODD (Optional)




► Specifications

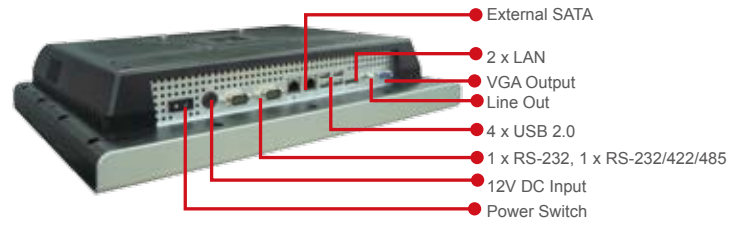
Model	AFL-17D-GM45-R10	AFL-17D-ATOM-R10
LCD Size	17"	
Max Resolution	1280 x 1024	
Brightness (cd/m2)	300	
Contrast Ratio	800 : 1	
LCD Color	16.7M	
Pixel Pitch (mm)	0.264(H) x 0.264(V)	
Viewing Angle (H-V)	160/160	
Backlight MTBF	50000 hrs	
SBC Model	AFLMB2-GM45-R10	AFLMB2-ATOM-R10
CPU	Intel® Celeron M575 2.0Ghz CPU Intel® Core 2 Duo T7500 2.2GHz CPU	Intel® Atom process N270 1.6GHz CPU
Chipset	Intel® GM45 Chipset + ICH9M	Intel 945GSE + ICH7M
RAM	Supports two 667MHz or 800MHz DDRII SO-DIMM(4GB max.)	Supports one 400MHz or 533MHz DDRII SO-DIMM (2GB Max.)
I/O Ports	1 x RS232 COM Port	1 x RS232 COM Port
	1 x RS-232/422/485 COM port	1 x RS-232/422/485 COM port
	2 x RJ-45 for Giga LAN	2 x RJ-45 for Giga LAN
	4 x USB 2.0	4 x USB 2.0
	1 x Power Switch	1 x Power Switch
	1 x Reset Button	1 x Reset Button
	1 x HDMI port	1 x Audio Port
	1 x Audio port	1 x VGA Port
	1 x VGA port	1 x Power Jack
SSD	CF Typell	
Watchdog Timer	Software programmable supports 1~255 sec. System reset	
Audio	AMP 3W + 3W(internal speaker)	
Camera Module	300K pixel with Digital Microphone	
Expansion	1 x Wireless Lan 802.11 b/g/n Module (internal PCIe mini card interface)	1 x Wireless Lan 802.11 b/g Module (internal PCIe mini card interface)
	1 x Bluetooth Function (internal USB interface, Bluetooth V2.0)	1 x Bluetooth Function (internal USB interface, Bluetooth V2.0)
Drive Bay	1 x 2.5" SATA HDD bay 1 x Slim Type CD-ROM bay	
Optional HSDPA Module (support GSM 850, EGSM 900, DCS 1800 & 1900)	1 x HSDPA Mobile Module (USB Interface)	
Construction Front Panel	ABS + PC Plastic front frame	
Membrane Keypad	LCD On/Off, Brightness Up/Down, Volume Up/Down	
LED Function	1 x Power ON/OFF LED on Front Panel	
Mounting	Panel, Wall, Rack, Stand and Arm VESA 100mm x 100mm	
Front Panel Color	Black C	
Dimension (WxHxD) (mm)	410 x 349 x 83	
Operation Temperature (°C)	0°C ~40°C with HDD 0°C ~45°C with CF Card or SATA interface 2.5" SSD HDD	
Storage Temperature (°C)	-20°C ~60°C	
N/G Weight	6.2 Kg	
IP Level	Front Frame IP64	
Safety & EMC	CE / FCC / CB / CCC	
Touch Screen	Resistive Type 5-Wire (Touch controller IC is on board)	
Power Adapter	P/N: 63000-FSP150AHA312-RS 150W Power Adapter Input: 90VAC~264VAC, 50/60Hz Output: 12VDC	P/N: 63000-FSP0841ADC11118-RS 84W Power Adapter Input: 90VAC~264VAC, 50/60Hz Output: 12VDC
	Power Requirement	12VDC
Power Consumption	90W	58W

► Fully Integrated I/O


• AFL-17A-915



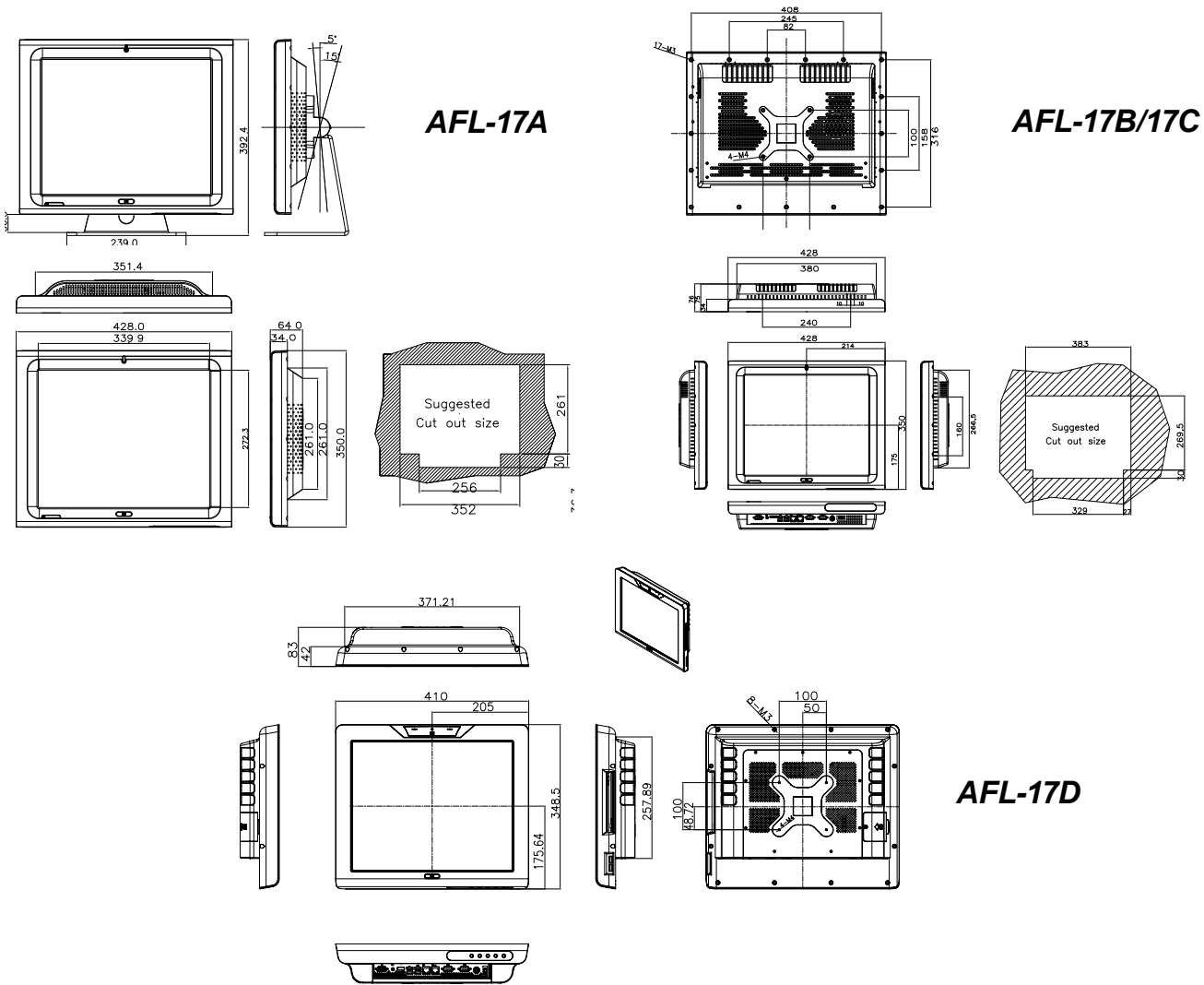
• AFL-17B-690 / AFL-17B-915



• AFL-17D-ATOM/AFL-17D-GM45



► Dimensions (Unit:mm)



► Ordering Information

Part Number	Description
AFL-17D-ATOM-N270/WT-R/1GB/**(HSDPA01)-R10	17" 300cd/m ² SXGA fanless panel PC with Intel Atom N270 1.6GHz CPU, 1GB DDR2 RAM, 802.11 b/g wireless module, touch screen, Bluetooth, 300K camera, microphone, RoHS
AFL-17D-ATOM-N270/WT-R/OD/1GB/**(HS01)-R10	17" 300cd/m ² SXGA fanless panel PC with Intel Atom N270 1.6GHz CPU, 1GB DDR2 RAM, 802.11 b/g WiFi, touch screen, Bluetooth, 300K camera, microphone, DVD-COMBO, RoHS
AFL-17A-915-10G/WT-R/1GB-R11	17" 300cd/m ² SXGA fanless panel PC w/ Celeron M 1.0GHz 512K cache CPU, DDR2 RAM, 802.11 b/g wireless module, touch screen, Bluetooth, RoHS
AFL-17B-915-PM16G/WT-R/1GB/**(HSDPA01)-R11	17" 300cd/m ² SXGA panel PC w/ Pentium® M 1.6GHz CPU, 1GB DDR2 RAM, 802.11 b/g wireless module, touch screen, Bluetooth, RoHS
AFL-17B-915-CM370/WT-R/1GB/**(HSDPA01)-R11	17" 300cd/m ² SXGA panel PC w/ Celeron® M 1.5GHz CPU, 1GB DDR2 RAM, 802.11 b/g wireless module, touch screen, Bluetooth, RoHS
AFL-17B-AM2/WT-R/1GB/**(HSDPA01)-R10	17" 300cd/m ² SXGA panel PC w/ AMD Athlon 64 X2 Dual-Core 5050e 2.6GHz CPU, 1GB DDR2 RAM, 802.11 b/g/n wireless module, touch screen, Bluetooth, ROHS
AFL-17C-9652-CM550/WT-R/1GB/**(HSDPA01)	17" 300cd/m ² SXGA panel PC with Celeron® M 550 2.0GHz CPU, 1GB DDR2 RAM, 802.11 b/g/n wireless module, touch screen, Bluetooth, RoHS
AFL-17C-9652-T7500/WT-R/2GB/**(HSDPA01)	17" 300cd/m ² SXGA panel PC with Core™2 Duo T7500 2.2GHz CPU, 2GB DDR2 RAM, 802.11 b/g/n wireless module, touch screen, Bluetooth, RoHS
AFL-17D-GM45-CM575/WT-R/1GB/**(HSDPA01)-R10	17" 300cd/m ² SXGA panel PC with Celeron M 2.0GHz CPU, 1GB DDR2 RAM, 802.11 b/g/n wireless module, touch screen, Bluetooth, 300K camera, microphone, RoHS
AFL-17D-GM45-T7500/WT-R/2GB/**(HSDPA01)-R10	17" 300cd/m ² SXGA panel PC with Core 2 Duo T7500 2.2GHz CPU, 2GB DDR2 RAM, 802.11 b/g/n wireless module, touch screen, Bluetooth, 300K camera, microphone, RoHS
AFL-17D-GM45-CM575/WT-R/OD/1GB/**(HS01)-R10	17" 300cd/m ² SXGA panel PC with Celeron M 2.0GHz CPU, 1GB DDR2 RAM, 802.11 b/g/n WiFi, touch screen, Bluetooth, 300K camera, microphone, DVD-COMBO, RoHS
AFL-17D-GM45-T7500/WT-R/OD/2GB/**(HS01)-R10	17" 300cd/m ² SXGA panel PC with Core 2 Duo T7500 2.2GHz CPU, 2GB DDR2 RAM, 802.11 b/g/n WiFi, touch screen, Bluetooth, 300K camera, microphone, DVD-COMBO, RoHS

► ISMM Support Functions

	Voltage	Fan	Smart Fan	Temperature	WDT
AFL-17A(B)-915	V	V	V	V	V
AFL-17B-AM2	V	V	V	V	V
AFL-17C-9652	V	V	V	V	V
AFL-17D-ATOM	V			V	V
AFL-17D-GM45	V	V	V	V	V

► Packing List

Item	Part Number	Q'ty	Specification
Screws Pack	44013-030041-RS	4	M3;5mm
Power Adpater	63000-FSP0841ADC11118-RS 63000-FSP096AHB-RS 63000-FSP150AHA312-RS	1	90~264V AC; 12V DC; 84W (17A-915, 17D-ATOM) 90~264V AC; 12V DC; 96W (17B-915, 17C-9652) 90~264V AC; 12V DC; 150W (17B-AM2, 17D-GM45)
Power Cord	32000-000002-RS	1	1750mm; European Standard
Utilities CD	7B000-000087-RS	1	
Touch Pen	XTR104-0002-RS	1	

► Options

Model	AFL-17D-ATOM	AFL-17A-915	AFL-17B-915	AFL-17C-9652	AFL-17B-AM2	AFL-17D-GM45
Panel mounting kit	AFLPK-17D	AFLPK-17	AFLPK-17B			AFLPK-17D
Wall mounting kit	AFLWK-19					
Rack mounting kit	AFLRK-17D	AFLRK-17	AFLRK-17B			AFLRK-17D
ARM	ARM-11-RS / ARM-31-RS					
Stand	STAND-A19, STAND-B19, STAND-210-RS					
OS: Win CE 5.0	AFLCF-17-ATOM-CE-R10	AFLCF-17-915-CE-R11		N/A		AFLCF-17-GM45-CE-R10
OS: Win CE 6.0	AFLCF-17-ATOM-CE060-R10	AFLCF-17-915-CE060-R11		N/A		AFLCF-17-GM45-CE060-R10
OS: Win XPE	AFLCF-17-ATOM-XPE-R10	AFLCF-17-915-XPE-R11		AFLCF-17-9652-XPE	AFLCF-17-690-XPE	AFLCF-17-GM45-XPE-R10
OS: LINUX	AFLCF-17-ATOM-LNX-R10	AFLCF-17-915-LNX-R10		AFLCF-17-9652-LNX-R10	AFLCF-17-690-LNX-R10	AFLCF-17-GM45-LNX-R10
Hybrid Card Reader	N/A	AFLP-17AMSI-U		AFLP-17BMSI-U		N/A
Magnetic Stripe Reader	N/A	AFLP-17AMSR-U		AFLP-17BMSR-U		N/A
DC 12V Input UPS		AUPS-B10-R10			N/A	AUPS-B10-R10
DC 9~36V Input UPS		AUPS-B20-R10			N/A	AUPS-B20-R10