



## 300 to 1008W AC-DC Power Module

Features	Benefits
• Low Profile	• Assists System Integration
• High Efficiency	• Easier to Cool
• Power Factor Corrected	• Supports Global Use
• Operation up to 100°C Baseplate	• Suitable for Conduction Cooling



Specification		PFE300SA PFE500SA	PFE700SA (semi-regulated)	PFE500F	PFE1000F
AC Input	VAC	85 to 265VAC, 47-63Hz (up to 440Hz) (4)			
Input Current (100-200VAC)	A	3.8 / 1.8	8.0 / 4.0	6.8 / 3.4	13.6 / 6.6
Model dependant		6.0 / 2.9			
Inrush Current (100-200VAC) (1)	A	20 / 40 peak			
Power Factor	-	0.95 minimum, meets EN61000-3-2			
Output Voltage Setpoint Accuracy	-	±2%	±1V	±2%	±2%
Ripple and Noise (1)	-	1%	4V	1%	1%
Over Current Protection	%	105 - 140% (Automatic Recovery)			105 - 140% Manual reset
Over Voltage Protection	-	125 - 145%	60 - 69.6V	125 - 145%	125 - 145%
Series Operation	-	Yes			
Parallel Operation	-	No	Yes (Droop mode)	Yes (Single wire)	Yes (Single wire)
Power On Signal (ENA)	-	Open collector (10mA sink current). Low (on) when output is present			
Auxiliary Supply	-	None	None	10 - 14V, 20mA	10 - 14V, 20mA
Remote On/Off (Opto isolated)	-	None	None	High = On	High = On
Overtemperature Protection	-	Yes			
Operating Baseplate Temp.	°C	-40°C to +100°C (2)			
Storage Temperature	°C	-40°C to +100°C			
Humidity (non condensing)	-	Operating: 20 - 95%RH, Non Operating: 10 - 95%RH			
Cooling	-	Conduction			
Withstand Voltage (1 min) (3)	-	Input to Output 3kVAC, Input to Baseplate 2.5kVAC, Output to Baseplate 1.5kVDC			
Isolation Resistance	-	Output to baseplate: 100M Ohm at 500VDC, 25°C ambient, 70%RH			
Vibration (non operating)	-	10-55Hz (1 min sweep), constant amplitude 0.825mm (max 49m/s <sup>2</sup> ), X, Y, Z 1 hour each			
Shock	-	196.1m/s <sup>2</sup>			
Safety Certifications	-	UL60950-1, CSA60950-1 (cUL), EN60950-1, CE mark (LVD)			
Weight	g	200	200	300	500
Size (WxHxL)	mm	61 x 12.7 x 116.8		70 x 12.7 x 122	100 x 13.4 x 160
Warranty	yrs	5			

**Notes: (Consult Installation Manual for detailed specifications, test methods and application notes)**

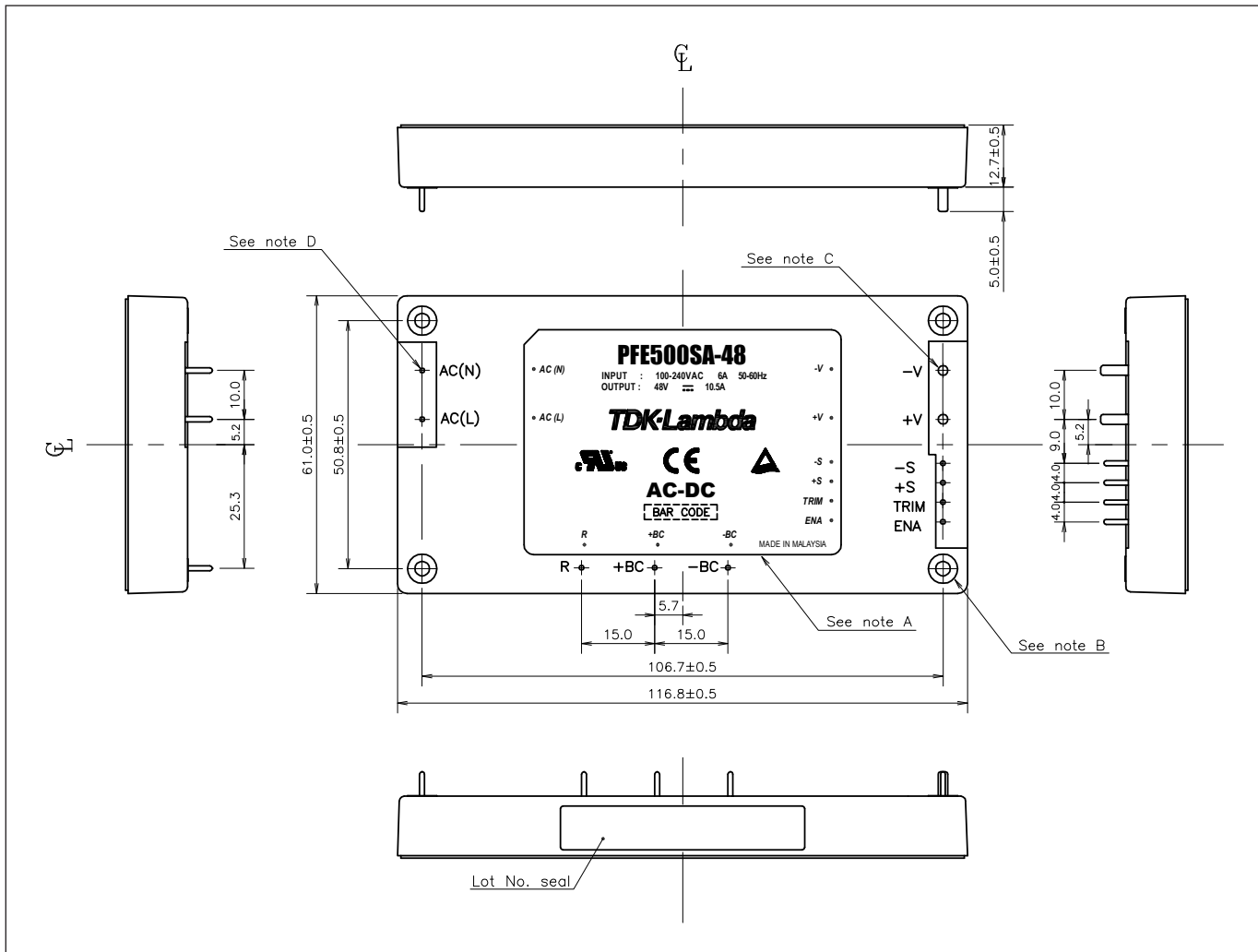
- 1) External components are required, consult Application Notes
- 2) PFE500SA-12, PFE500F-12: -40 to 85°C. See instruction manuals for derating curves  
PFE1000F28 & PFE1000F48: -40 to 85°C below 170VAC input voltage. See instruction manuals for derating curves
- 3) PFE500F, PFE1000F: 500VDC Output to baseplate
- 4) Reduced PFC above 63Hz. Contact technical support for 440Hz operation.

## Model Selector

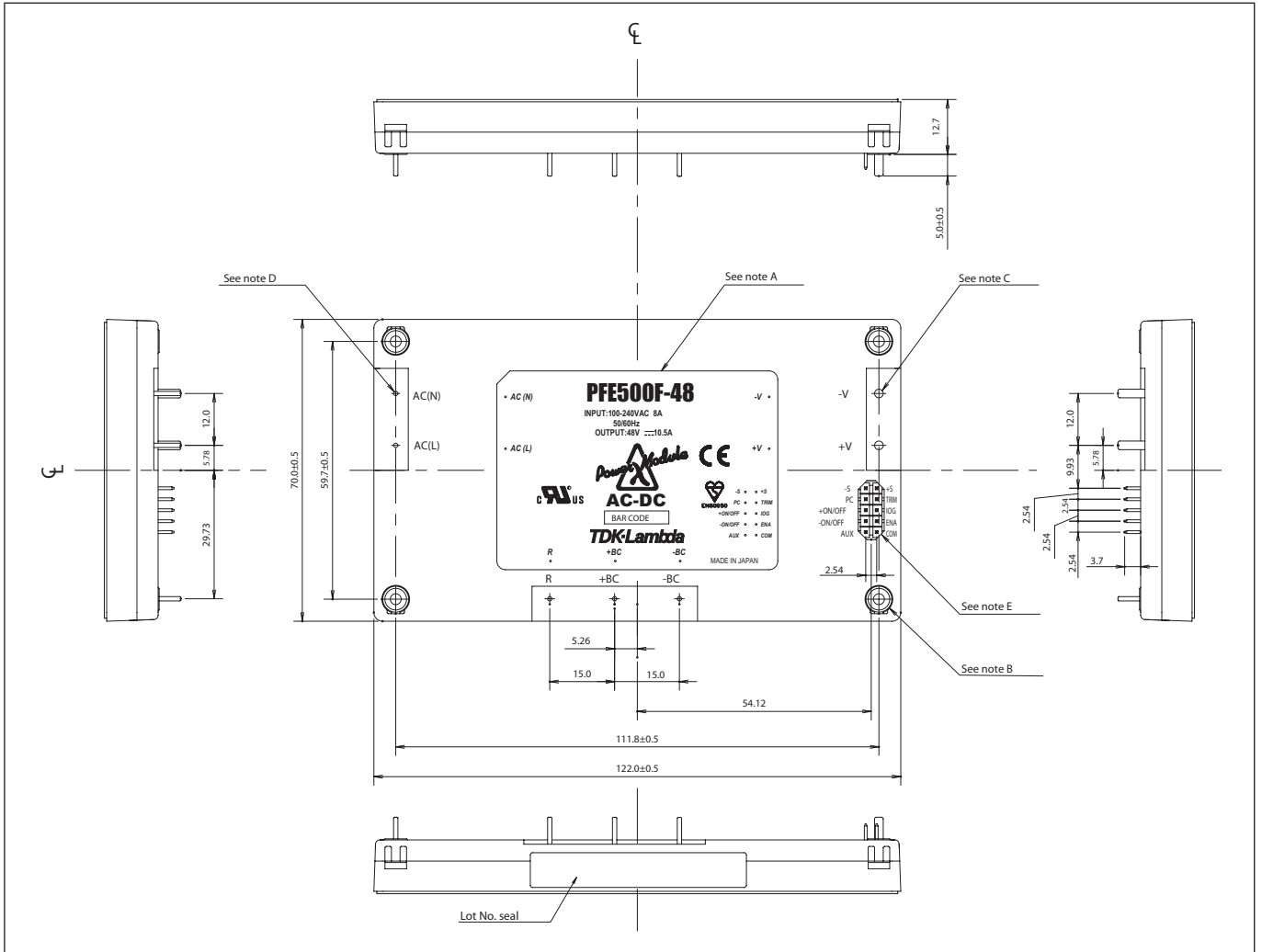
Model	Output Voltage (V)	Adjust. Range (V)	Maximum Current (A)	Maximum Wattage (W)	Load Reg. (mV)	Line Reg. (mV)	Efficiency typ (4)
PFE300SA-12	12	9.6 - 14.4	25	300	48	48	84 / 85
PFE500SA-12	12	9.6 - 14.4	33	396	48	48	84 / 86
PFE500F-12	12	9.6 - 14.4	42	504	48	48	81 / 83
PFE1000F-12	12	9.6 - 14.4	60	720	48	48	80 / 82
PFE300SA-28	28	22.4 - 33.6	10.8	302	56	56	87 / 89
PFE500SA-28	28	22.4 - 33.6	18	504	56	56	87 / 89
PFE500F-28	28	22.4 - 33.6	18	504	56	56	84 / 86
PFE1000F-28	28	22.4 - 33.6	36	1008	56	56	85 / 87
PFE300SA-48	48	38.4 - 57.6	6.3	302	96	96	88 / 90
PFE500SA-48	48	38.4 - 57.6	10.5	504	96	96	89 / 91
PFE500F-48	48	38.4 - 57.6	10.5	504	96	96	84 / 86
PFE1000F-48	48	38.4 - 57.6	21	1008	96	96	84 / 86
PFE700SA-48	51	None	14	714	50 - 57V (5)		89 / 91

Notes: (4) 100 / 200VAC. (5) Total regulation range

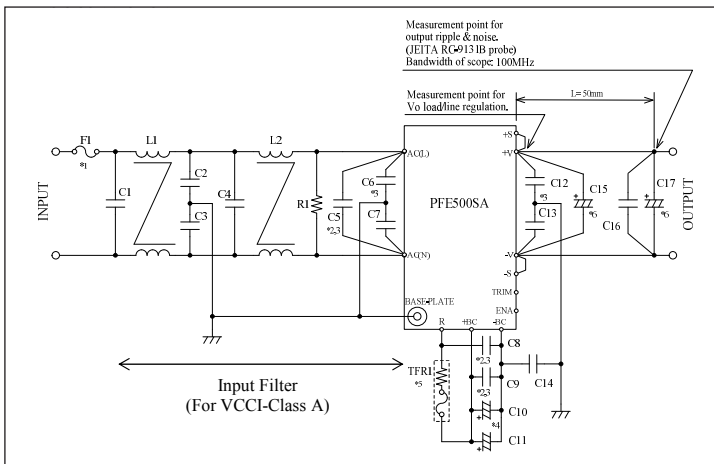
## Outline Drawing PFE300SA & PFE500SA



## Outline Drawing PFE500F



## Basic Connection PFE500SA



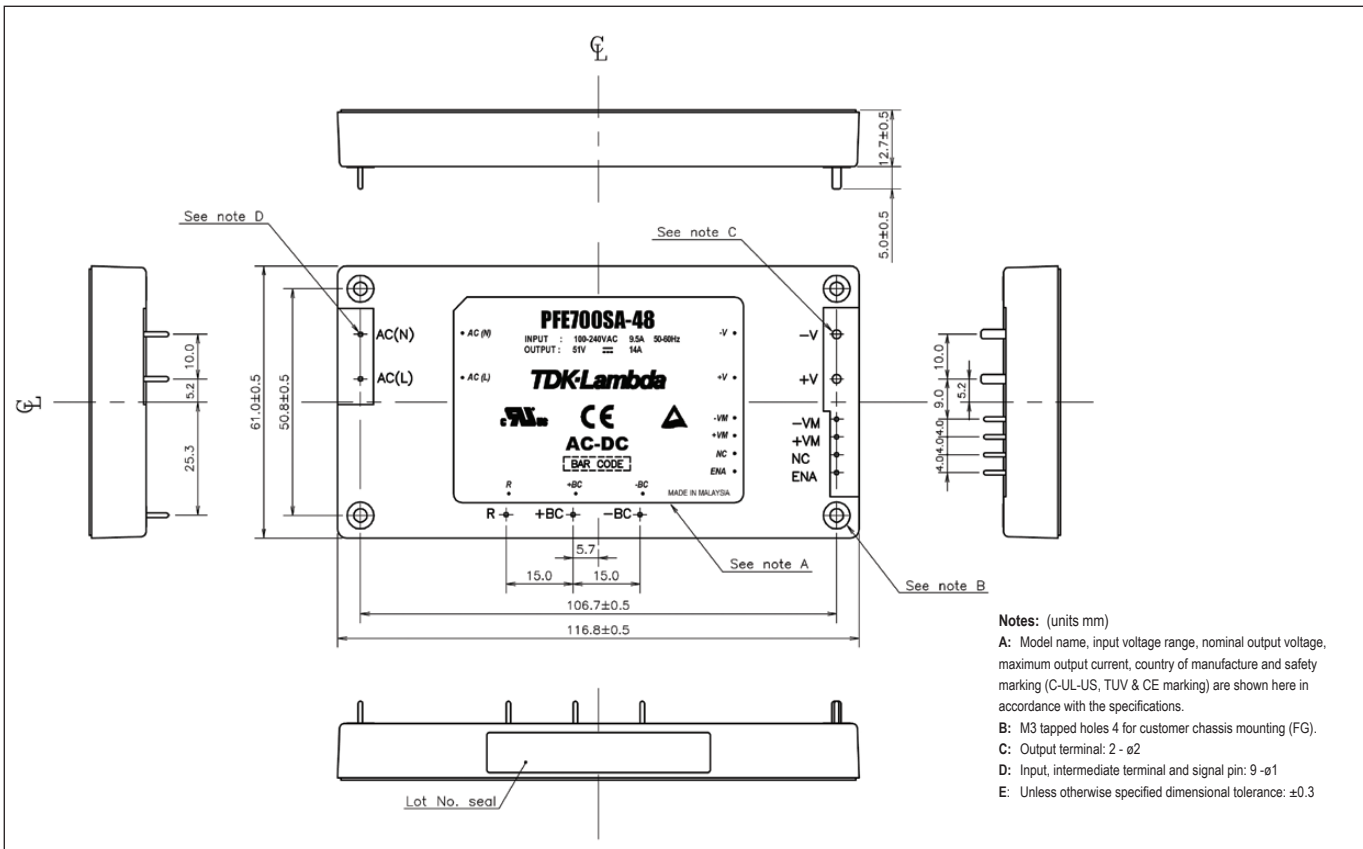
## Heatsink Table

Heatsink	Size (mm)	PFE Module
HAF-10L	116.8 x 25.4 x 61	PFE300/500/700SA
HAF-15L	116.8 x 38.1 x 61	PFE300/500/700SA
HAF-15T	116.8 x 38.1 x 61	PFE300/500/700SA
HAL-F12T	122 x 35 x 69.9	PFE500F
HAM-F10T	160 x 33.4 x 100	PFE1000F

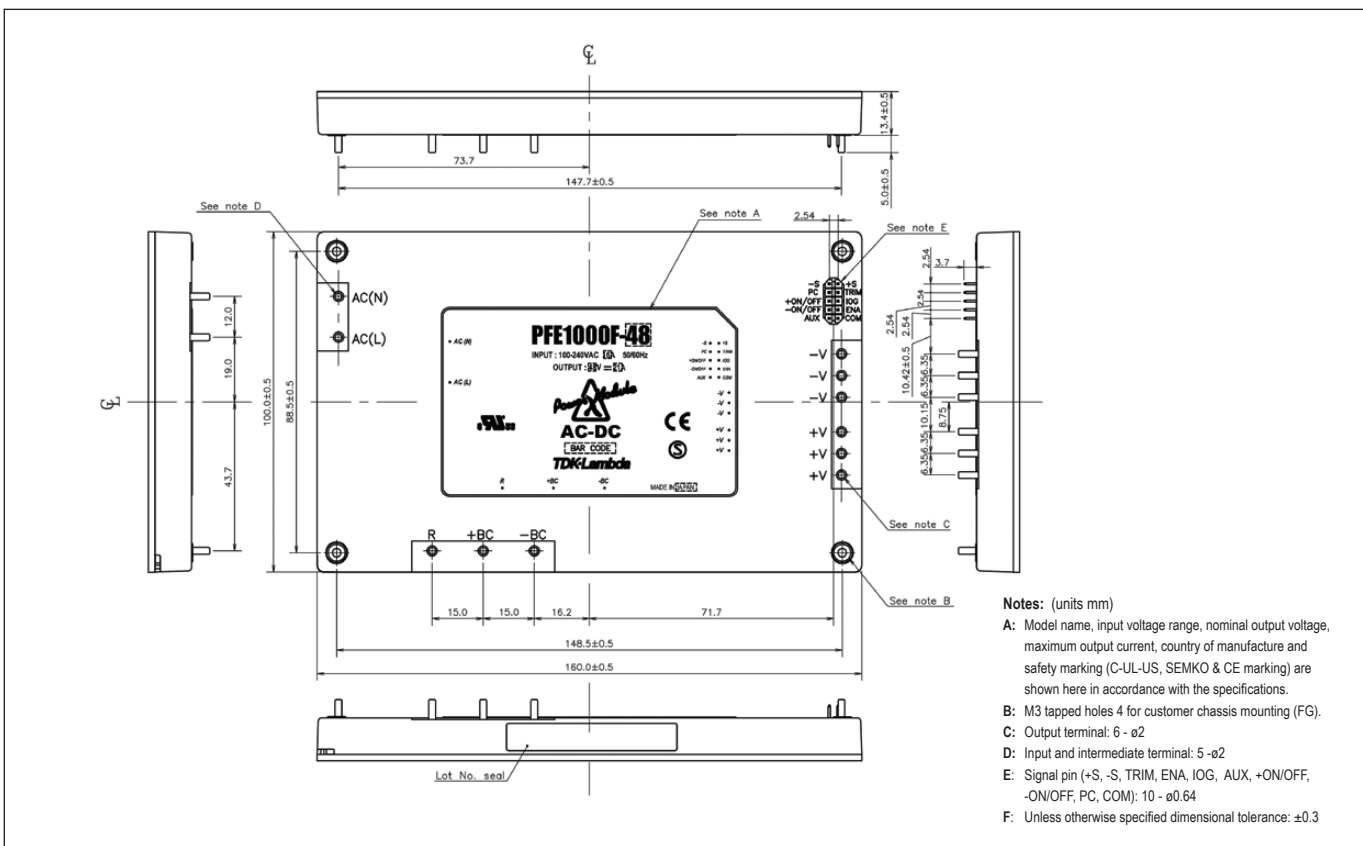
## Options

Suffix	Description
Blank	M3 tapped mounting inserts (4)
/T	3.3mm non-threaded inserts (4)

## Outline Drawing PFE700SA



## Outline Drawing PFE1000F





## TDK-Lambda France SAS

ZAC des Delaches  
CS 41077  
9 rue Thuillere  
91978 Villebon Courtaboeuf  
France  
Tel: +33 1 60 12 71 65  
Fax: +33 1 60 12 71 66  
france@tdk-lambda.com  
www.fr.tdk-lambda.com



## Italy Sales Office

Via dei Lavoratori 128/130  
20092 Cinisello Balsamo (MI)  
Italy  
Tel: +39 02 61 29 38 63  
Fax: +39 02 61 29 09 00  
info.italia@it.tdk-lambda.com  
www.it.tdk-lambda.com



## Netherlands

info@tdk-lambda.nl  
www.tdk-lambda.nl



## TDK-Lambda Germany GmbH

Karl-Bold-Strasse 40  
77855 Achern  
Germany  
Tel: +49 7841 666 0  
Fax: +49 7841 5000  
info.germany@de.tdk-lambda.com  
www.de.tdk-lambda.com



## Austria Sales Office

Aredstrasse 22  
2544 Leobersdorf  
Austria  
Tel: +43 2256 655 84  
Fax: +43 2256 645 12  
info.germany@de.tdk-lambda.com  
www.de.tdk-lambda.com



## Scandinavia Sales Office

Valdemarsgade 7  
4100 Ringsted  
Denmark  
Tel: +45 24 63 95 65  
Fax: +45 69 80 44 99  
info@de.tdk-lambda.com  
www.emea.tdk-lambda.com



## Switzerland Sales Office

Bahnhofstrasse 50  
8305 Dietlikon  
Switzerland  
Tel: +41 44 850 53 53  
Fax: +41 44 850 53 50  
info@de.tdk-lambda.com  
www.de.tdk-lambda.com



## TDK-Lambda UK Ltd.

Kingsley Avenue  
Ilfracombe  
Devon EX34 8ES  
United Kingdom  
Tel: +44 (0) 12 71 85 66 66  
Fax: +44 (0) 12 71 86 48 94  
powersolutions@uk.tdk-lambda.com  
www.uk.tdk-lambda.com



## TDK-Lambda Ltd.

Kibbutz  
Givat Hashlosa 48800  
Israel  
Tel: +9 723 902 4333  
Fax: +9 723 902 4777  
info@tdk-lambda.co.il  
www.tdk-lambda.co.il



## C.I.S.

**Commercial Support:**  
Tel: +7 (495) 665 2627  
**Technical Support:**  
Tel: +7 (812) 658 0463  
info@tdk-lambda.ru  
www.tdk-lambda.ru

## Local Distribution