































**Produktübersicht
Niederspannungsstromversorgungen**

| HiTek Power | Ausgangsspannung | | | | | | | | | | | | | | | | | | | Varianten | | |
|--|------------------|--------|--------|--------|--------|--------|--------|--------|--------|--------|--------|--------|--------|--------|--------|--------|--------|--------|--------|-----------|---|-------|
| | (Volt) | (Volt) | (Volt) | (Volt) | (Volt) | (Volt) | (Volt) | (Volt) | (Volt) | (Volt) | (Volt) | (Volt) | (Volt) | (Volt) | (Volt) | (Volt) | (Volt) | (Volt) | (Volt) | (Volt) | Mit oder ohne 500kVaktor, auch für Sonderlösungen | |
| | -12V | -5V | 3,3 | 5,0 | 9,0 | 12,0 | 13,8 | 15,0 | 18,0 | 19,0 | 20,0V | 24,0 | 28,0 | 30,0 | 32,0 | 36,0 | 40,0 | 48,0 | 54,0 | 58,0 | Produkt Segment | Watt |
| Industrienetzeile (Einfach-Ausgang) | | | | | | | | | | | | | | | | | | | | | Industrienetzeile | |
| RL9802 | | | 30A | 40A | | 16,7A | | | | | 8,3A | | | | | | | | 4,16A | |  | 200W |
| PRL9802 | | | 30A | 40A | | 16,7A | | | | | 8,3A | | | | | | | | 4,16A | |  | 200W |
| RL0603 | | | | 40A | 25A | 20,8A | | 16,6A | 13,8A | | 10,4A | 8,9A | | | | 6,9A | | 5,2A | 4,6A | |  | 250W |
| RL9801 | | | 60A | 60A | | 25A | | | | | 12,5A | | | | | | | 6,25A | | |  | 300W |
| RL0601 | | | | 45A | 29,1A | 26,6A | | 21,3A | 17,7A | | 13,3A | 11,4A | | | | 8,8A | | 6,6A | 5,9A | |  | 300W |
| PRL0801 | | | | 42A | 27,27A | 25A | | 20A | 16,6A | | 12,5A | | 10A | | | 8,33A | | 6,2A | | |  | 300W |
| PRL0602 | | | | 45A | 35,5A | 26,6A | | 21,3A | 17,7A | | 13,3A | 11,4A | | | | 8,8A | | 6,6A | 5,9A | |  | 320W |
| RL0402 | | | 60A | 60A | | 33,3A | | | 22,2A | | 16,6A | | | | | 11,1A | | 8,33A | | |  | 400W |
| RL5017RX6N | | | | | | 50A | | 40A | | | 30A | | | | | 22,22A | 16,22A | 12,5A | | |  | 600W |
| RL5017RX8N | | | | | | 62,5A | | 50A | | | 40A | | | | | 29,63A | 21,62A | 16,67A | | |  | 800W |
| Industrienetzeile (Zweifach-Ausgang) | | | | | | | | | | | | | | | | | | | | | Industrienetzeile | |
| PRL0801D | | | | 24A | | 13,3A | | | | | | | | | | | | | | |  | 240W |
| RL0603D | | | 24A | 24A | | 12A | | | | | 6A | | | | | | | 3A | | |  | 250W |
| RL0601D | | | | 30A | | 16,6A | | | | | 8,3A | | | | | | | 4,1A | | |  | 300W |
| PRL0602D | | | | 30A | | 16,6A | | | | | 8,3A | | | | | | | 4,1A | | |  | 300W |
| RL0402D | | | 40A | | | 25A | | | | | 12,5A | | | | | | | | | |  | 400W |
| Medizinische Netzteile (Einfach-Ausgang) | | | | | | | | | | | | | | | | | | | | | Medizinische Netzteile | |
| RL0402 | | | 60A | 60A | | 33,3A | | | 22,2A | | 16,6A | | | | | 11,1A | | 8,33A | | |  | 400W |
| MPM-U303 | | | | | | 25A | | | | | | | | | | | | | | |  | 300W |
| MPM-U305 | | | | | | | | | | | 12,5A | | | | | | | | | |  | 300W |
| MPM-U30R | | | | 1,5A | | | | | | | | | | | | 8A | | | | |  | 300W |
| Medizinische Netzteile (Zweifach-Ausgang) | | | | | | | | | | | | | | | | | | | | | Medizinische Netzteile | |
| RL0402D | | | 40A | | | 25A | | | | | 12,5A | | | | | | | | | |  | 400W |
| Medizinische Desktop Netzteile | | | | | | | | | | | | | | | | | | | | | Medizinische Netzteile | |
| MPM-X123 | | | | | | 10A | | | | | | | | | | | | | | |  | 120W |
| MPM-X123-1 | | | | | | 8,6A | | | | | | | | | | | | | | |  | 120W |
| MPM-X124-1 | | | | | | | | | 6,3A | | | | | | | | | | | |  | 120W |
| MPM-X124-2 | | | | | | | | | | 6A | | | | | | | | | | |  | 120W |
| MPM-X125 | | | | | | | | | | | 5A | | | | | | | | | |  | 120W |
| MPM-X125-1 | | | | | | | | | | | | | | | | 3,3A | | | | |  | 120W |
| Medizinische ATX Netzteile | | | | | | | | | | | | | | | | | | | | | Medizinische Netzteile | |
| MPM-A30H | 1A | 0,5A | 10A | 20A | | 12A | | | | | | | | | | | | | | |  | 300W |
| CATV-Netzteile | | | | | | | | | | | | | | | | | | | | | CATV-Netzteile | |
| HTK-65AC 12/24-12/24-S | | | | | | 1,2A | | | | | 1,2A | | | | | | | | | |  | 36W |
| HTK-65AC 12/48-12/24-S | | | | | | 1A | | | | | | | | | | | 0,5A | | | |  | 36W |
| Leistungsnetzteile | | | | | | | | | | | | | | | | | | | | | Leistungsnetzteile | |
| HTR-20006-030 | | | | | | | | | | | | | | 92A | | | | | | |  | 2800W |

Ausgangsstrom (A)